



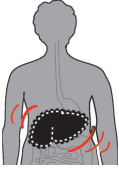






<p>Active ingredients (generic names)</p>	<p>AZITHROMYCIN (a-zith-row-my-sin) ROXITHROMYCIN (rox-ith-row-my-sin)</p>  <p>Other macrolides Not included in this monograph — see <i>AMH</i> for information:</p> <ul style="list-style-type: none"> • Clarithromycin • Erythromycin
<p>What it is used for</p>	<ul style="list-style-type: none"> • Used to treat infections, eg STIs, sore throat and trachoma
<p>How it works</p>	<ul style="list-style-type: none"> • Antibiotic that stops bacteria cell from making proteins, so it can't grow • Different germs need different antibiotics. If not sure which one to use — check with doctor
<p>Side effects</p>	 <p>Nausea and vomiting Diarrhoea Abdominal pain Headache</p>

 <p>Warnings</p>	 <p>Babies under 6 months (limited information)</p>  <p>Liver trouble</p>
<p>Tell the patient</p> 	<p>Interactions — Do not use together without medical consult</p> <p>AZITHROMYCIN with</p> <ul style="list-style-type: none"> • Digoxin • Theophylline • Warfarin <p>ROXITHROMYCIN with</p> <ul style="list-style-type: none"> • Digoxin • Warfarin <ul style="list-style-type: none"> • Take all the medicine — makes sure all the germs are gone and the infection doesn't come back  <p>Take on empty stomach (roxithromycin)</p>  <p>Finish medicine — even if you feel better</p>
	<p>Warning stickers (page 310): Azithromycin medicine mixture 7a Roxithromycin 3b</p>
<p>Check</p>	<ul style="list-style-type: none"> • Follow-up when antibiotic treatment finished to make sure infection is gone. If not — medical consult  <p>Making mixture (azithromycin) Make sure right amount of clean water added to dry powder to reconstitute</p>